









APPALACHIAN SEARCH AND RESCUE CONFERENCE COMMO CRIB SHEET
For Internal ASRC Use Only

SIGNALS REQUIRE CONTRAST ** WATCH YOUR BACKGROUND





MEANING	WHISTLE/LIGHT/VOICE	HANDS/FLAGS/LIGHTS
TROUBLE HELP	— — — HELP HELP HELP	 (Obvious attention getter)
STATUS ONE (Victim found alive and well)	— . HEEY ONE	 Don't cross (Touchdown)
STATUS TWO (Victim found needs evac)	— . . HEEY TWO TWO	 (Similar to Trouble)
STATUS THREE (Victim found dead)	— . . . HEEY 3 3 3	 (Dead ball) Cross & Uncross
COME TO ME (or Send a Rescue Team)	. — — — COME HEEERE	 (Roll)
DON'T COME TO ME (or Don't Send a Rescue Team)	. . — — — DON'T COME HEEERE	 (Wave away)
AFFIRMATIVE	— . — . "C" IN MORSE	 (Nodding)
NEGATIVE	— . "N" IN MORSE	 (Shaking)

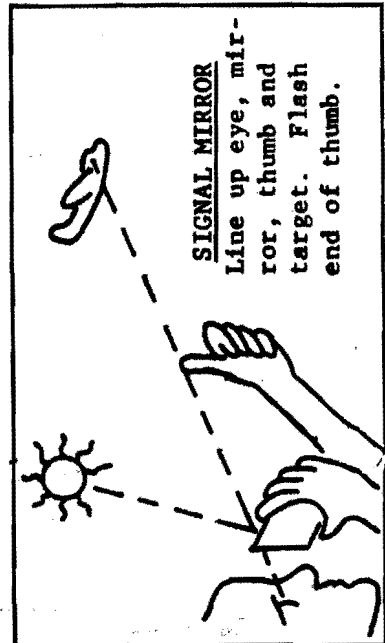
MORSE CODE
Light: Use hand over light for a shutter.
Wigwag: Flag to sender's right is a dot; left dash.
SEND SLOWLY

1	2	3	4	5	6	7	8	9
---	---	---	---	---	---	---	---	---
SIERRA	TANGO	UNIFORM	VICTOR	WHISKEY	X-RAY	YANKEE	ZULU	—

JULIET	KILO	LIMA	MIKE	NOVEMBER	OSCAR	PAPA	QUEBEC	ROMEO
---	---	---	---	---	---	---	---	---

ALFA	BRAVO	CHARLIE	DELTA	ECHO	FOXTROT	GOLF	HOTEL	INDIA
---	---	---	---	---	---	---	---	---

I	II	X	F	K	→
Serious Injury	Require Medicine	Unable to Proceed	Require Food and Water	Indicate Direction to proceed	Am Proceeding this Direction
△	LL	N	Y	JL	T
Safe to Land Here	All Well	Negative	Affirmative	Not Understood	Wind Direction
□	I				
Require Map and Compass	Require Commo Equipment	Affirmative	Negative	Understood	Not Understood
GROUND-TO-AIR PANEL SIGNALS					



APPALACHIAN SEARCH AND RESCUE CONFERENCE RADIO SOP CRIB SHEET

For Internal ASRC Use Only

(NOW OUTDATED)

IDENTIFICATION Always identify when calling, answering, or signing, giving your callsign last: BASE, THIS IS TEAM DELTA... ..TEAM DELTA CLEAR. The station which called first should sign first. BASE will announce the time and the license callsign on each half hour while the net is in operation. In convoys, LEADER will announce the license callsign at least every 30 minutes. When no COMCTR is operating, or no mobile station has been designated LEADER, and always on CB, individual stations must use the license callsign at the beginning and end of each communication.

CALLSIGNS License Callsigns -- VHF FM: ~~KU6516~~ -- ~~CB: KIU0954~~ ^{KA8 1942}
 Tactical callsigns are issued by the CO or DO on a functional basis. The COMCTR is BASE; the lead vehicle in a convoy is LEADER; the DO is DISPATCH preceded by a Group name: BLUERIDGE DISPATCH. Each field team uses its letter designator: TEAM ALFA, TEAM BRAVO, etc. A team specifically tasked as a relay will sign RELAY rather than TEAM: RELAY CHARLIE, RELAY DELTA, etc. Each team member signs with his function title followed by his team designator: LEADER ALFA, RESCUE ALFA, MEDIC ALFA, RADIO ALFA, DRIVER ALFA. Each subteam (or incidental radio operator) signs its parent letter designator plus a number: CHARLIE ONE, etc. Other intra-team callsigns are also by function: LEFT WING, BRAKE, etc. Staff sign by title: MISSION COORDINATOR, etc.

ITU PHONETIC ALPHABET AND NUMERAL PRONUNCIATION

ALFA	JULIET	SIERRA	1	WUN	Numbers are spoken digit by digit except for multiples of 100 or 1000.
BRAVO	KILO	TANGO	2	TOO	
CHARLIE	LIMA	UNIFORM	3	TREE	
DELTA	MIKE	VICTOR	4	FOW-ER	
ECHO	NOVEMBER	WHISKEY	5	FI-YEV	16 ONE, SIX
FOXTROT	OSCAR	X-RAY	6	SIX	20 TWO, ZERO
GOLF	PAPA	YANKEE	7	SE-VEN	1800 ONE, EIGHT, HUNDRED
HOTEL	QUEBEC	ZULU	8	ATE	35000 THREE, FIVE, THOUSAND
INDIA	ROMEO		9	NINER	0093 ZERO, ZERO, NINER, THREE
			0	ZE-RO (not OH)	3664 THREE, SIX, SIX, FOUR

SOME COMMONLY USED PROWORDS AND STANDARD PHRASES

THIS IS.....Precedes identification.
 OVER.....It is your turn to transmit; I am listening.
 GO AHEAD.....I am ready to receive your message.
 ROGER.....I have satisfactorily received your message. Does not mean yes.
 AFFIRMATIVE.....Yes.
 NEGATIVE.....No.
 STAND BY.....Wait a moment (other stations keep out).
 CLEAR.....I have no more traffic, but I will be listening.
 OUT.....I am turning off my radio.
 SAY AGAIN.....Repeat your previous transmission.
 I SAY AGAIN.....I will repeat what I just said (or last transmission).
 SAY AGAIN ____.....Repeat the indicated specific information.

CORRECTION.....I have made an error; what follows is correct.
 PREPARE TO COPY..Write this down. (Wait for GO AHEAD before sending message).
 READ BACK.....For verification, read the message I just sent you.
 I READ BACK.....I am reading back your message for verification.
 THAT IS CORRECT..I verify that you have received or relayed my message correctly.
 SPELL.....Spell out your message with phonetics.
 SPELL ____.....Spell phonetically the indicated specific information.
 I SPELL.....A phonetic spelling follows.
 FIGURE(S).....Numerals and letters follow which do not spell words.
 STATUS ONE.....Victim found; alive and well.
 STATUS TWO.....Victim found; alive, needs evac.
 STATUS THREE.....Victim found; dead.

ASRC radio equipment is to be used only during missions and bona fide training operations. All other use is unauthorized. Adjustment and testing (except for brief readiness tests) may be carried out only by FCC licensed technicians authorized by the ASRC Communications Committee.